



INTERGROOVE™
INTERNAL LINING BOARDS



bgcinnovadesign.com.au

BGC's stunning InnovaTM range of facade, lining and flooring has been expanded to include an interior product that will move you to reassess your concept of excellence in interior linings. InnovaTM is durable and dynamic, fresh and contemporary. Now let the InnovaTM range of cladding, interior lining and flooring products breathe new life into your creativity and project specification.

Contents

- 4 // Applications
- 4 // Advantages
- 4 // Energy Efficiency Considerations
- 4 // Product Information
- 4 // Fire Resistance
- 4 // Durability
- 4 // Thermal Conductivity
- 4 // Panel Sizes and Mass
- 4 // Sheet Tolerances
- 5 // Health and Safety
- 5 // Cutting and Drilling
- 5 // Handling and Storage
- 5 // Coastal Areas
- 5 // Accessories available from BGC
- 5 // Fasteners
- 6 // Construction Details
- 6 // Sheet Layout
- 7-9 // Installation Details
- 10 // Painting
- 10 // Maintenance
- 10 // Warranty

INTERGROOVE™ INTERNAL LINING BOARDS

Use Intergroove™, internal wall lining to create a modern floor to ceiling feature wall or half height to create a more traditional look. Intergroove™ is a strong and durable wall panel that has been specifically designed for internal use.

The V shaped groove featured in Intergroove™ provides the look of traditional panelling combined with the durability and ease of maintenance of fibre cement.

[Intergroove™ Internal Lining Boards](#)


- / Is lightweight and durable
- / Quick to install as it eliminates the need for taped and filled joints
- / Factory sealed panels aid paint application
- / Provides a tough durable finish, ideal for areas where impact and moisture resistance is required

INTERGROOVE™

INTERNAL LINING BOARDS

Applications

Intergroove™ is a strong and durable wall panel that has been specifically designed for internal use. The V shaped groove featured in Intergroove™ provides the traditional look of timber panelling combined with the durability and ease of maintenance of fibre cement.



Advantages

- / Is lightweight and durable
- / Quick to install as it eliminates the need for taped and filled joints
- / Provides a tough durable finish, ideal for areas where impact resistance is required

Product Information

Intergroove™ panels are manufactured from Portland cement, finely ground silica, cellulose fibres and water. Panels are cured in a high-pressure steam autoclave to create a durable, dimensionally stable product.

Intergroove™ panels are manufactured to the Australian /New Zealand Standard AS/NZS 2908.2-2000 Cellulose-Cement Products, Part 2: Flat sheets and Intergroove™ is classified as Type A-Category 2.

Fire Resistance

BGC Fibre Cement products have been tested in accordance with Australian Standard AS1530.3.

These tests deemed the following Early Fire Hazard Indices:

- / Ignition Index 0
- / Spread of Flame Index 0
- / Heat Evolved Index 0
- / Smoke Developed Index 0-1

Durability

The physical properties of Intergroove™ make it a very durable product.

- / Intergroove™ panels will not rot or burn and are unaffected by termites, air, steam, salt and sunlight.
- / Intergroove™ panels are not adversely affected over a temperature range of 0°C to 95°C.

Thermal Conductivity

Intergroove™ panels have relatively low thermal conductivity. At Equilibrium Moisture content the approximate thermal conductivity of Intergroove™ is; - 0.036 W/m°C.

Sheet Sizes and Weight - Table 1

| THICKNESS mm | WEIGHT kg/m ² | LENGTH mm |
|-----------------|-----------------------------|-----------|
| | | 2700 |
| 7.5 | 11.2 | ✓ |

100mm between grooves

Sheet Tolerances

Intergroove™ complies with the requirements of AS 2908.2.

Health and Safety

Intergroove™ is manufactured from cellulose fibre, finely ground sand, Portland cement and additives. As manufactured, the product will not release airborne dust, but during drilling, cutting and sanding operations cellulose fibres, silica and calcium silicate dust may be released.

Breathing in fine silica dust is hazardous and prolonged exposure (usually over several years) may cause bronchitis, silicosis or cancer.

Avoid Inhaling Dust

When cutting sheets, work in a well ventilated area and use the methods recommended in this literature to minimise dust generation. If using power tools wear an approved (P1 or P2) dust mask and safety glasses.

These precautions are not necessary when stacking, unloading or handling fibre cement products.

For further information or a Material Safety Data Sheet contact the nearest BGC Sales Office or go to www.bgcinnovadesign.com.au

Cutting and Drilling

Intergroove™ may be cut to size on site. If using power tools for cutting, drilling or sanding they must be fitted with appropriate dust collection devices or alternatively an approved (P1 or P2) dust mask and safety glasses should be worn. It is recommended that work always be carried out in a well ventilated location.

The most suitable cutting methods are:

/ DURABLADE

180mm Diameter.
This unique cutting blade is ideal for cutting fibre cement. Can be fitted to a 185mm circular saw, ie Makita or similar. Please ensure safe working practices when using.



/ NOTCHING

Notches can be made by cutting the two sides of the notch. Score along the back edge then snap upwards to remove the notch.

/ DRILLING

Use normal high-speed masonry drill bits. Do not use the drill's hammer function. For small round holes, the use of a hole-saw is recommended.

For small rectangular or circular penetrations, drill a series of small holes around the perimeter of the cut out. Tap out the waste piece from the sheet face while supporting the underside of the opening to avoid damage. Clean rough edges with a rasp.

Large rectangular openings are formed by deeply scoring the perimeter of the opening. Next, form a hole in the centre of the opening (refer method above) then saw cut from the hole to the corners of the opening. Snap out the four triangular segments. Clean rough edges with a rasp. (see method above).

Handling and Storage

Intergroove™ must be stacked flat, up off the ground and supported on equally spaced (max 400mm) level gluts. Care should be taken to avoid damage to the ends, edges and surfaces. Sheets must be kept dry. When stored outdoors it must be protected from the weather. Sheets must be dry prior to fixing, jointing or finishing

Accessories - Fasteners - Supplied by others

Intergroove™ to timber frame

2.8 x 30mm Fibre Cement Nail - galvanised



2.8 x 40mm Gun Nail - Coil Nail Flat Head - galvanised



50mm ND Brads



Nails must be driven flush with the panel surface.

Intergroove™ to steel frame

To Steel - 0.75BMT

No 8 x 30mm Countersunk Self Drilling - galvanised



To Steel - 0.8-1.6BMT

8 x 40mm Wingtek Self Embedding Head Screw - galvanised



Screws should be countersunk 2mm and filled with BGC Exterior Finishing Compound, or epoxy sealer such as Megapoxy PI, Hilti CA125, or Hilti CA273 and sanded flush to provide a flat surface for finish coating.

INTERGROOVE™

INTERNAL LINING BOARDS

Construction Details

Framing

Ensure that the frame is square and work from a central datum line. The frame must be straight and true to provide a flush face to receive the panels.

BGC recommends a maximum tolerance of 3mm-4mm in any 3000mm length of frame. Intergroove™ will not straighten excessively warped or distorted frames and any warping may still be visible after Intergroove™ is applied. Warped framing will require remedial action.

Timber Frames

Use of a timber frame must be in accordance with AS1684 – Residential timber-framed construction and the framing manufacturers' specifications.

Use only seasoned timber. Do not use unseasoned timber as it is prone to shrinkage and can cause excessive movement. "Timber used for house construction must have the level of durability appropriate for the relevant climate and expected service life conditions including exposure to insect attacks or to moisture which could cause decay" – Reference AS1684.2

Minimum stud size should be 35mm, however where butt joints are required the minimum stud size should be 38mm.

Lightweight Steel Frames

Use of steel frame must be in accordance with AS3623 – Domestic metal framing and the framing manufacturers' specifications.

Framing members must have a Base Metal Thickness (BMT) between 0.50 to 1.6mm. The steel framing must have the appropriate level of durability required to prevent corrosion. The framing width at sheet joints must be a minimum of 38mm. The intermediate support studs should be a minimum of 64 x 35mm.

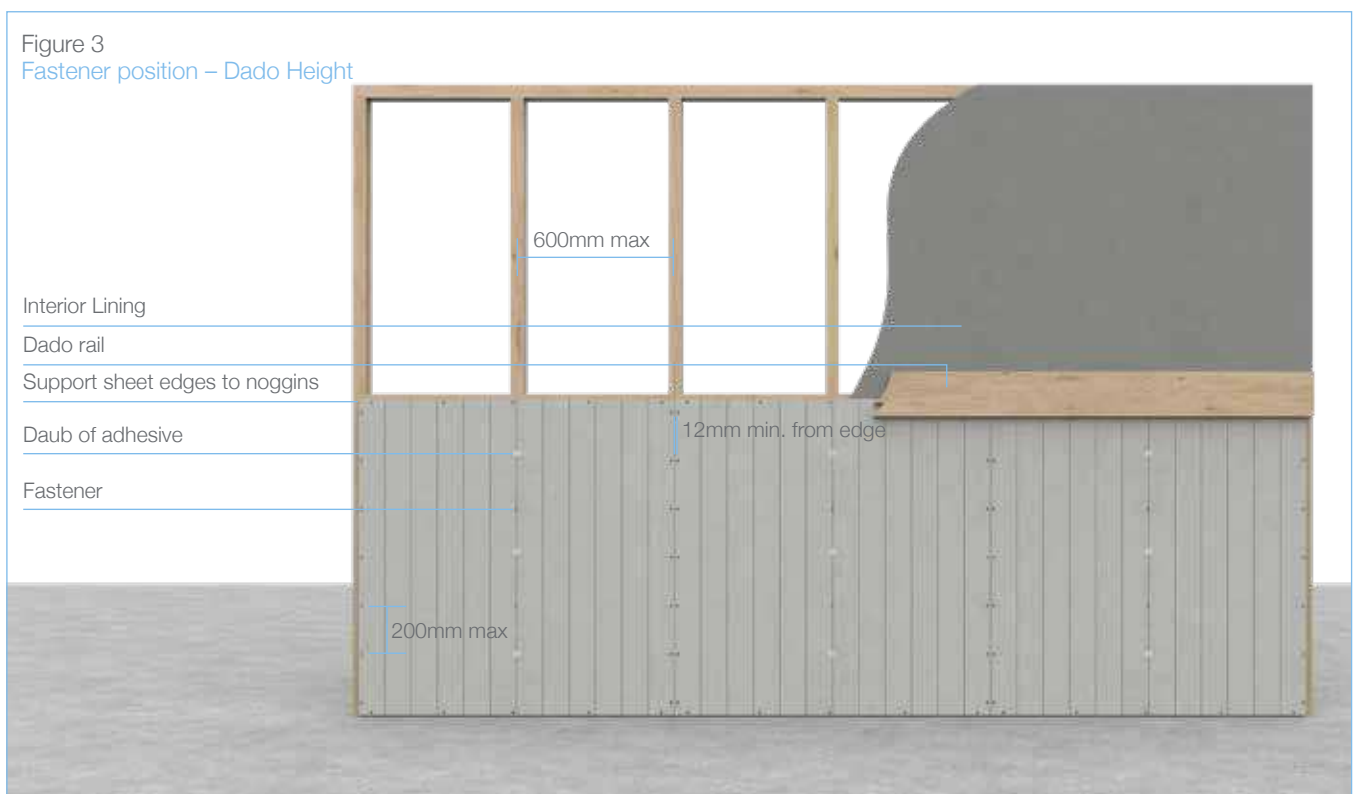
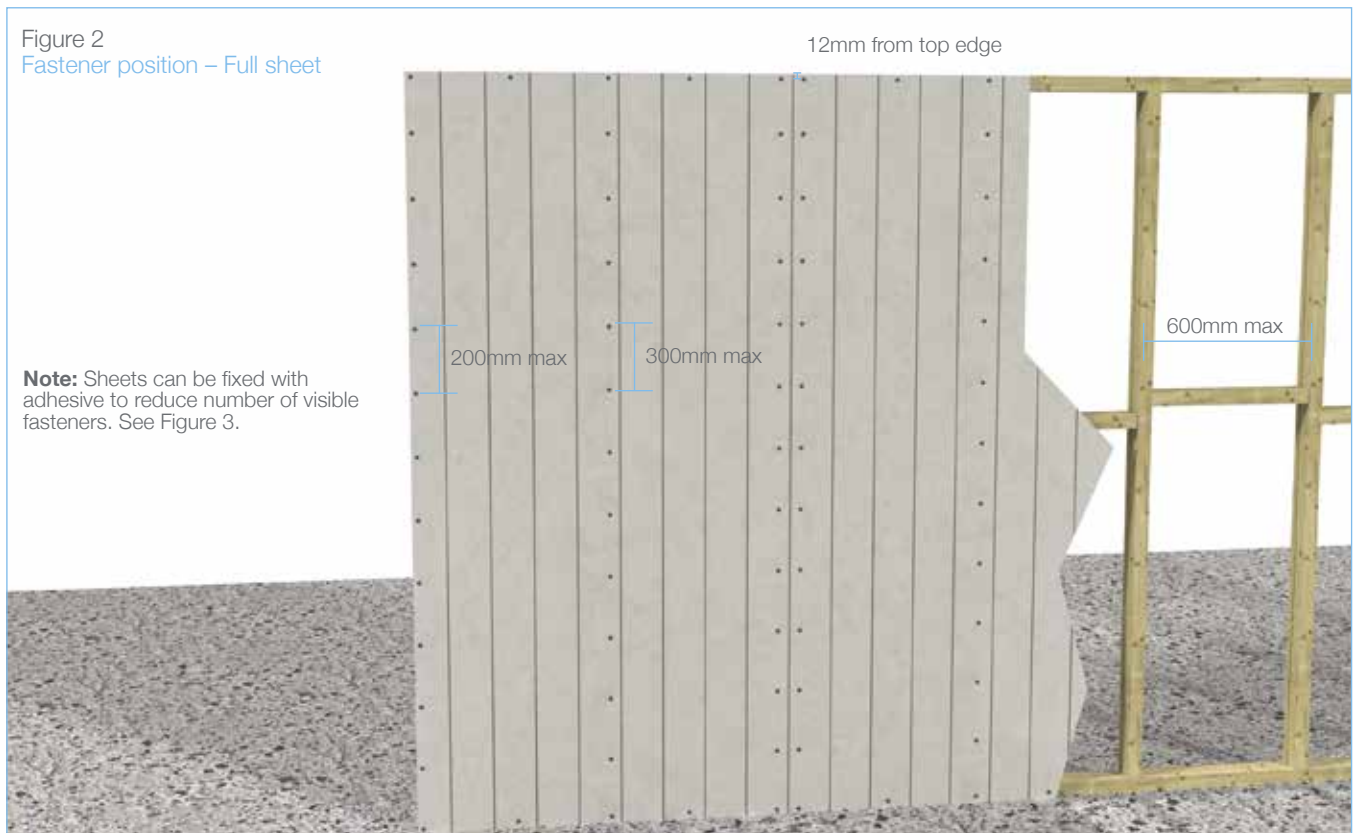
Sheet Layout

Intergroove™ internal lining should be installed vertically with all sheet edges fully supported. The centre lines of the framing member and all sheets should be installed in one direction

Figure 1
Frame Straightness



Installation Details



Intergroove™ internal lining may be installed to half wall height. Ensure that the top of the sheet is fixed to an in line row of noggins.

Installation Details

Figure 4
Fastener position – Ceilings along battens

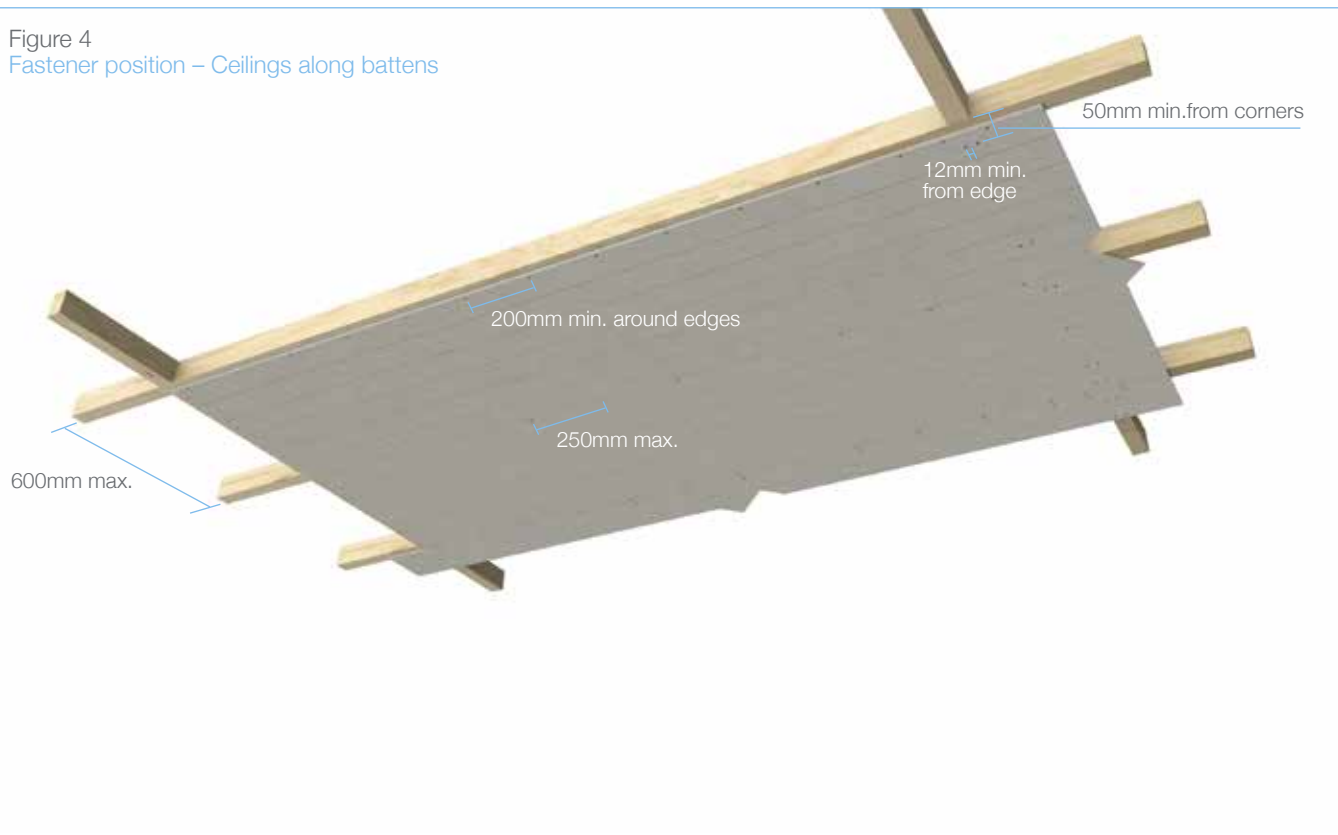
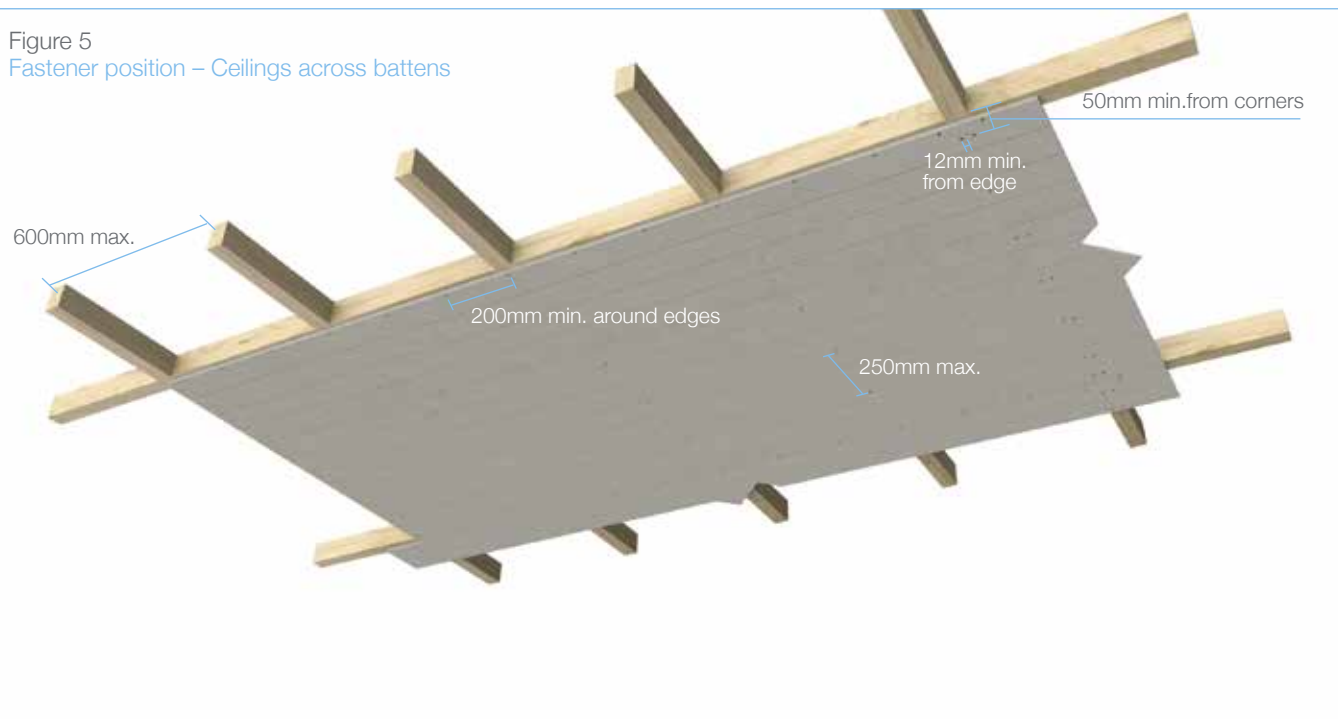


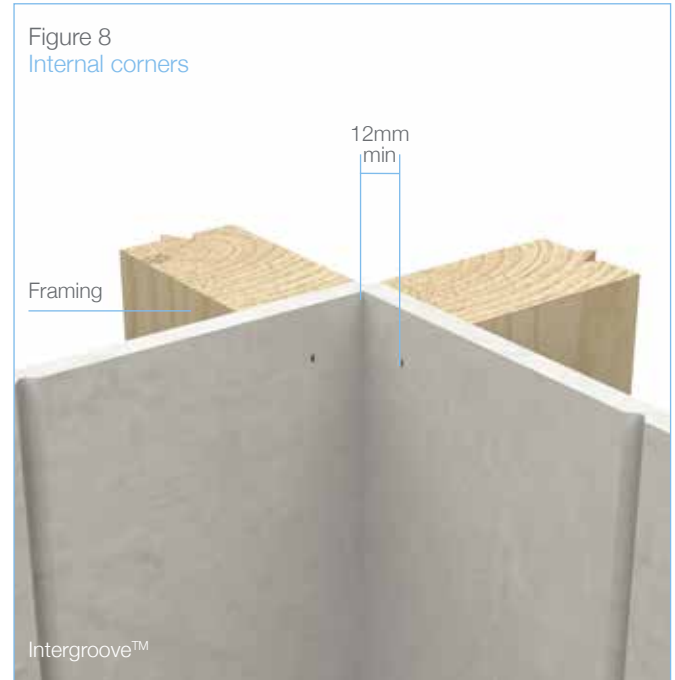
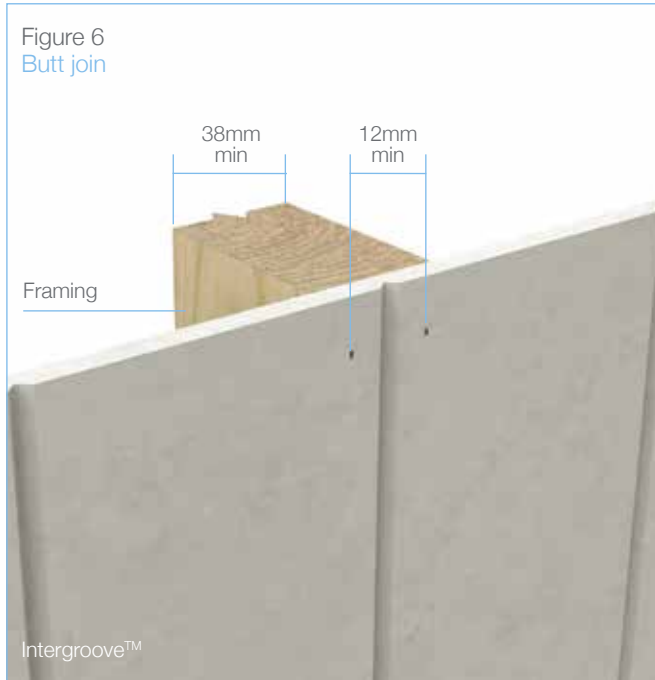
Figure 5
Fastener position – Ceilings across battens



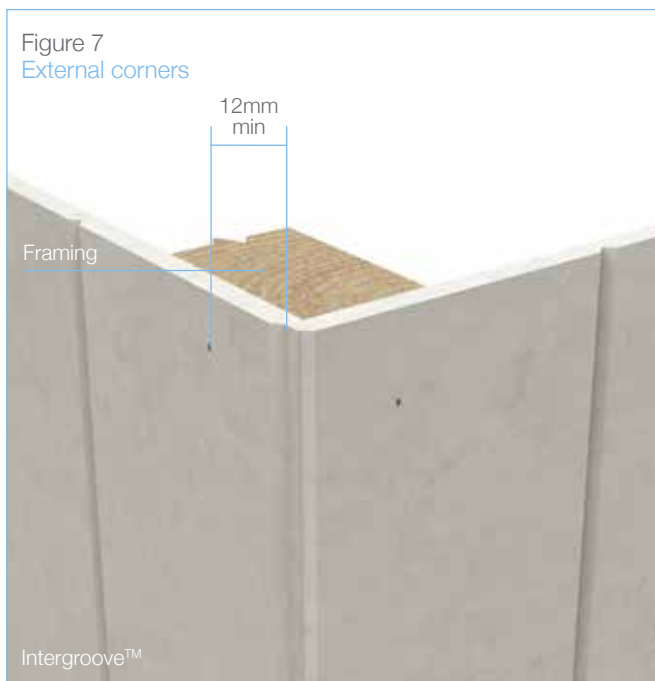
Fastener installation method is shown, however to reduce the number of visible fasteners a combination of fastener and adhesive may be used.

In ceiling applications do not fix sheets to the bottom chord of the roof trusses. Panels must be fixed to timber battens or metal furring channels.

Installation Details



Intergroove™ internal lining is joined by joining two factors sealed half grooved edges on stud.



INTERGROOVE™

INTERNAL LINING BOARDS

Painting

Once the Intergroove™ internal lining has been installed, fill over all fixings with a sandable finishing compound. Once dry, sand smooth and finish with a suitable paint or stain system. The paint manufacturer's recommendation on application and maintenance of the paint or staining system should be followed.

Note: BGC recommends the use of a roller or brush application for best results.

Maintenance

Intergroove™ when used in accordance with this literature requires no direct maintenance.

Paintwork should be maintained in accordance with the manufacturer's instructions.

Warranty

We warrant that our products are free from defects caused by faulty manufacture or materials for the following period from the date of purchase:

- 25 years for the Nuline™ Plus, Stratum™ and Duraplank™ ranges
- 10 years for the Montage™ range and
- 15 years for all other BGC Fibre Cement and Innova™ ranges

If you acquire any defective products, we will repair or replace them, supply equivalent replacement products or refund the purchase price within 30 days of receiving a valid claim, subject to product inspection and confirmation of the existence of a defect by BGC. We will bear the cost of any such repair, replacement or refund.

This warranty is given by:

BGC Fibre Cement Pty Ltd

Ground Floor, 290 Bushmead Road, Hazelmere WA 6055
Phone 08 9374 2900 Fax 08 9374 2901

To claim under this warranty, you must provide proof of purchase as a consumer and make a written claim (including any costs of claiming) to us at the address specified above within 30 days after the defect was reasonably apparent, or if the defect was reasonably apparent prior to installation, the claim must be made prior to installation. You may not claim under this warranty for loss or damage caused by:

- faulty or incorrect installation by non-BGC installers (BGC's installation procedures are at www.bgcinnovadesign.com.au);
- failure to comply with the Building Code of Australia or any applicable legislation, regulations approvals and standards;
- products not made or supplied by BGC;
- abnormal use of the product; or
- normal wear and tear.

The benefits available under this warranty are in addition to other rights and remedies of the consumer under the law. Our goods come with guarantees that cannot be excluded under the Australian Consumer Law. You are entitled to a replacement or refund for a major failure and for compensation for any other reasonably foreseeable loss or damage.

You are also entitled to have the goods repaired or replaced if the goods fail to be of acceptable quality and the failure does not amount to a major failure.

Terms and Conditions

BGC Fibre Cement's Terms and Conditions of Sale ("Agreement"), as in place and published at the date of this brochure, which are available upon request or on our website at www.bgcinnovadesign.com.au. The purchaser's terms and conditions, howsoever provided, do not form part of the Agreement.

Adelaide
Telephone
08 8480 1700

Sydney
Telephone
02 8107 9500

Brisbane
Telephone
07 3548 8400

New Zealand
Telephone
0011 64 9273 1457

Melbourne
Telephone
03 9492 1700

Technical Helpline
1300 652 242

Perth
Telephone
08 9374 2900

Exterior products and applications
INNOVA™ RANGE OF PRODUCTS

DURACOM™ / A compressed fibre cement facade system.

DURAFLOOR™ / The ultimate flooring product that can be used in both interior and exterior applications.

DURAGRID™ RESIDENTIAL & DURAGRID™ LIGHT COMMERCIAL / A lightweight facade giving a modern and durable finish.

DURAGROOVE™ / A vertically grooved exterior facade panel.

DURASCAPE™ / A lightweight exterior facade base sheet with a subtle vertical shadow line.

DURACOM GREYSTONE™ / A pre-finished facade system.

MONTAGE™ / A pre-finished versatile facade system that can be used internally and externally.

NULINE™ PLUS / A weatherboard style cladding system.

STONESHEET™ / Purpose designed substrate for stone tile facade.

STRATUM™ / A range of plank products, each of which can be used as stand-alone products or used together to create a striking exterior cladding solution.

Interior products and applications
INNOVA™ RANGE OF PRODUCTS

INTERGROOVE™ / Internal grooved wall lining.

Exterior products and applications
BGC FIBRE CEMENT RANGE OF PRODUCTS

DURASHEET™ / Ideal for the cladding of gables and lining of eaves. Can also be used on commercial soffits and cladding on non-impact areas.

DURAPLANK™ / Available in Smooth, Woodgrain and Rusticated finishes, Duraplank™ is ideal for exterior cladding of upper storey conversions or ground level extensions.

DURATEX™ / A base sheet used for textured coatings on exterior wall applications.

DURALINER™ PLUS / An exterior lining board that is the perfect substrate for tiles and is ideal for wet areas.

COMPRESSED / Used as a domestic, commercial sheet for wet areas, flooring, partitions, exterior decking, fascia and facade cladding.

DURALUX™ PLUS / Suitable for exterior applications where it will be sheltered from direct weather.

Interior products and applications
BGC FIBRE CEMENT RANGE OF PRODUCTS

DURALUX™ PLUS / An interior lining board suitable for ceilings and soffits.

DURALINER™ PLUS / An interior lining board, this is the perfect substrate for tiles and is ideal for wet areas.